

Ally

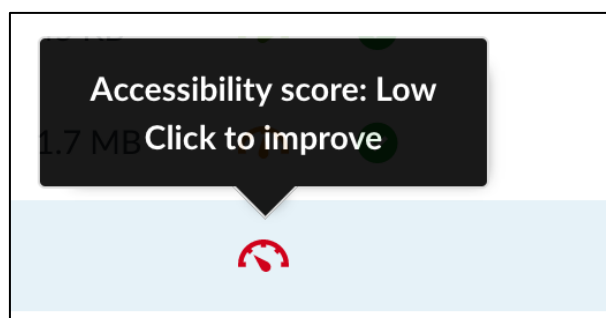
Instructor Feedback

Learn how to fix accessibility issues with your course content

Not sure about how to identify and correct accessibility issues with your course content? Not to worry. Ally provides you detailed feedback and support to help you become an accessibility pro. Learn about accessibility issues, why they matter, and how to fix them. Green is the goal! 🟢

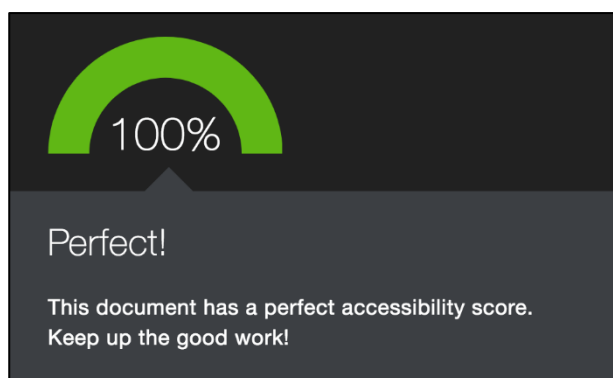
Find the Ally Indicators

Your course files and content will now have colour 'dials' next to them. They indicate the file's level of accessibility, and are there to help you prioritise which files you want to fix first. Don't worry, your students can't see them. If you hover over the indicators, you'll see if the accessibility score is 'low,' 'medium,' or 'high.' Click the indicator to see the percentage score, specific issues affecting the file, and instructions for improving the file.

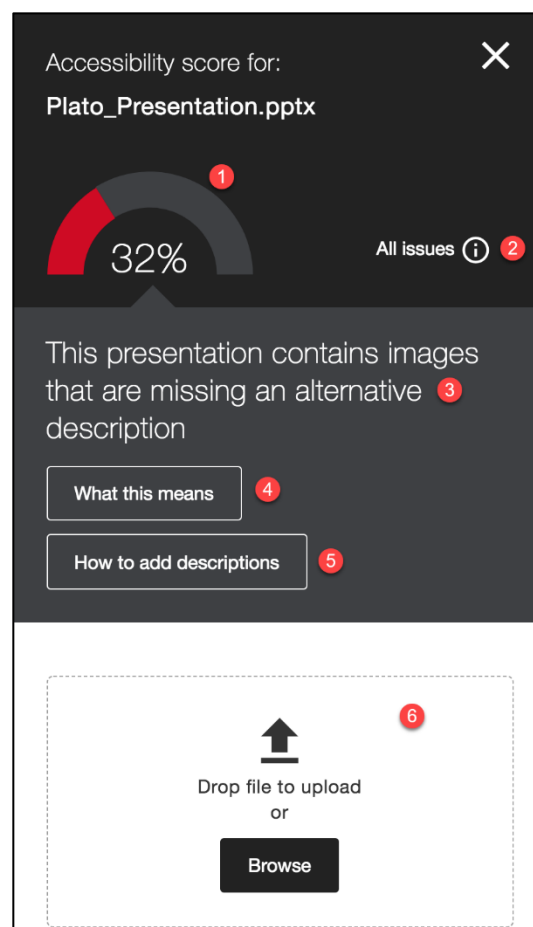


Navigating Ally Instructor Feedback

1. Score shows level of accessibility
2. View all the file's accessibility issues
3. Description of the most important accessibility issue
4. Explains how the issue affects inclusive learning
5. Detailed steps how to fix the issue
6. Add your changes in the dialogue box or upload new files



100% means the file has no more issues for you to fix, and your students will have a more accessible version to download Ally alternative formats. Congratulations! You're on your way to a more inclusive learning environment for your students.



Ally Instructor Feedback is a derivative of [Ally Instructor Feedback](#) by [Blackboard](#) used under [CC BY 3.0](#)